

Office Use Only
APPL _____
RAD _____
CK _____

Accredited Breeders Scheme

NZKC


Private Bag 50903, Porirua 5240
Phone: (04) 237-4489; Fax: (04) 237-0721
www.nzkc.org.nz

Office
Use
Only

Application for Patellar Luxation Database

Please type or print legibly. To ensure accuracy please enclose copy of the dog's registration papers

Previous application number (if any):		Registration number: 04042-2014	
Registered name: Eragon Dragons Dream		Sex: Female	Colour: Red/white
Breed: Bull Terrier		Date of Birth (dd/mm/yy) 2-MAY-2014	
ID Number (if any): 953010000014542	<input type="checkbox"/> Tattoo <input checked="" type="checkbox"/> Microchip	Registration number of Sire: 0478CV	Registration number of Dam: 03079-2011
Owner Name: Joanne Davis		Date of current examination (dd/mm/yy) 04/04/17	
Co-owner Name:		Examining veterinarian's name or veterinary hospital: D. SIMPSON SHIRLEY VET CENTRE	
Mailing address: 307 Haddon St		Mailing address: 15 MARSHLANDS RD, SHIRLEY	
City: Dairfield	Postcode: 7500	City: CHRISTCHURCH	Postcode: 8640
Phone (Mobile): 0211026352	Phone: 03 385 6156	Phone (Mobile):	email: shirleyvet@xtra.co.nz

<input checked="" type="checkbox"/> I declare that the details of the dog described are accurate and relate to the dog tested.
<input checked="" type="checkbox"/> I hereby authorise release of the test results to the NZKC for publication on this dog's pedigree.
<input checked="" type="checkbox"/> I give my consent for these results to be used for the purpose of statistical analysis and scientific research and for the statistical and scientific research to be published.
<div style="display: flex; justify-content: space-between;"> <div>  (Signature of owner) </div> <div> 4-4-17 (Date) </div> </div>

Patellar Examination Results

1. Normal

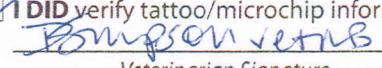
☒ right ☒ left

2. Patellar Luxation

☐ bilateral ☐ right ☐ left
☐ unilateral ☐ medial ☐ lateral
☐ luxated ☐ intermittent ☐ permanent
☐ luxation is: ☐ < 2 months ☐ 2-6 months
☐ age of onset ☐ 6-12 months ☐ > 12 months

3. Classification of luxation


- ☐ Grade 1 - The patella easily luxates manually at full extension of the stifle joint, but returns to the trochlea when released.
☐ Grade 2 - There is frequent patellar luxation which, in some cases becomes more or less permanent.
☐ Grade 3 - The patella is permanently luxated with torsion of the tibia and deviation of the tibial crest of between 30 degrees and 50 degrees from the cranial/caudal plane.
☐ Grade 4 - The tibia is medially twisted and the tibial crest may show further deviation medially with the result that it lies 50 degrees to 90 degrees from the cranial/caudal plane.

<input checked="" type="checkbox"/> I certify that the examination was performed according to the ABS procedure	<input type="checkbox"/> I DID NOT verify tattoo/microchip information on this dog
<input checked="" type="checkbox"/> DID verify tattoo/microchip information on this dog  Veterinarian Signature	04/04/2017 Date: (Date/Month/Year)

Fees:

Fees for data base entry by submitter \$5.00
 Fees for data base entry by NZKC \$35.00

Payments can be made by cheque, cash, bank deposit, Visa or Mastercard, payable to The New Zealand Kennel Club Inc

<div style="display: flex; justify-content: space-around;"> <div>  Card Number (Visa or Mastercard) </div> <div> Name on Card </div> <div> Expiry Date </div> </div>
--

Name on Card

Expiry Date